



Continuing Learning

learning.burnabyschools.ca

Level: **Pre-K/K-12+**

Category: **Indigenous Languages**

Title of Lesson: **Sounds of Indigenous Alphabets**





Goals/Objectives: Learn the sounds of an Indigenous Alphabet.

Materials Needed:

- Language speaker/teacher (1st option) and/or internet (2nd option)
- (Optional) Stolen Words by Melanie Florence.

Suggested Task Instructions:





- 1) Listen to the sounds of the alphabet. (Language speaker/teacher is always 1st resource) (repeat listening activity many times)
- 2) Scan QR code below to learn the sounds of an Indigenous Alphabet
- 3) Repeat the sounds aloud (In private, with a partner/language speaker)
- 4) Go slowly if you need to and learn the sounds one by one.
- 5) What sounds sound familiar? What sounds are new and hard? Can you hear any sounds in nature? What do the sounds remind you of?
- 6) Notice the print-what do you already recognize? What is new? Where can you see the print around you?
- 7) Learn and teach gently about why you don't hear the sounds or see the print around you in a public space. (Intergenerational impacts of residential schools & colonialism). Younger children: read the book Stolen words by Melanie Florence.
- 8) Ask yourself and child/ren: What can we do help revitalize your/an Indigenous language?

Nēhiyawēwin-Y Dialect	Anishinaabemowin	hən'qəminəm'	Mi'kmaw
			











Continuing Learning

learning.burnabyschools.ca

<p>Secwepmec (Splatshin)</p> 	<p>Sm'algyax</p> 	<p>Dene</p> 	<p>Nisga'a</p> 
---	---	---	---

<p>nuučaan̓t</p> 	<p>Kwakwa'la/ Liqwala(Umista)</p> 	<p>Kwakwala/Liqwa'la (NAPA)</p> 	<p>Tàltàn</p> 
<p>Nuxalk</p> 	<p>Inuktituk (North Baffin Dialect-Syllabics)</p> 	<p>Nsyilxcn (Colville- Okanagan Salish)</p> 	<p>Ktunaxa (Kutenai)</p> 

<p>Tlingit</p> 	<p>Moāri (New Zealand)</p> 	<p>Nahuatl (Aztec)</p> 	<p>Hawaiian</p> 
<p>Mayan Kaqchikel</p> 	<p>Navajo</p> 	<p>Kanien'kéha</p> 	<p>'Ui'kala</p> 



Continuing Learning

learning.burnabyschools.ca

Facts about Indigenous Languages & helpful learning tips:

- Its **never too late** to learn a second language or re-learn your first Indigenous language.
- **Practice, Practice, Practice** the sounds aloud, and the harder sounds more often.
- The **earlier** a child is introduced and taught a second language the better it is for their cognitive development.
- YES, Indigenous languages are **ancient**; some are more than 15 000 years old, whereas the English language is about 1 600 years old.
- YES, Indigenous languages are **MODERN** because many continue to exist and thrive today.

Extensions (Optional):

- Many activities to learn the alphabet, when possible, always seek a language speaker/program to support your final projects.

<p>Lakota Alphabet</p> <p>A Aṅ B Č Ćh Č' E G Ğ H Ĥ Ħ' I Iṅ K Kh KĤ K' L M N O P Ph PĤ P' S S' Š Š' T Th TĤ T' U Uṅ W Y Z Ž</p>	<p>Create flashcards</p>	<p>Create & play alphabet bingo</p>
<p>Create tactile letters eg. sandpaper letters, felt letters, fridge magnets, etc</p>	<p>Create alphabet language books</p>	<p>Learn the alphabet from nature</p>