



Continuing Learning

learning.burnabyschools.ca

Level: K-12

Category: Indigenous Languages

Title of Lesson: "I spy...."

Goals/Objectives:













Students/family will learn colors in an Indigenous language

Materials Needed:

- Language speakers (1st resource)
- Internet/device/language app

Task Instructions: (Step by Step)

- Research with your family/community member to learn colors
- If don't have access to language speaker, research online:
Firstvoices.com or download language apps or scan QR Codes below.
- Play "I spy" game anywhere you go

<p>Cree</p> 	<p>Kwakwa'la</p> 	<p>Mohawk</p> 	<p>Metis</p> 
<p>Ojibway</p> 	<p>Squamish</p> 	<p>Inuktitut</p> 	<p>Tsimshian</p> 
<p>Nisga'a</p> 	<p>Nuu-channulth</p> 	<p>Cowichan</p> 	<p>Sto:lo</p> 



Continuing Learning

learning.burnabyschools.ca

Adaptations/Adjustments/Learning Tips: (consider different environments)

- Play I spy in the car, grocery store, outside
- Indigenous languages rely heavily on oral speaking, don't worry too much about phonetic spelling of words
- Practice saying the colors aloud with self/family/online friends/classmates/teachers/pets/toys, etc.
- **Its ok to make mistakes, it's a natural part of learning**

Extensions (Optional):

- Practice with UNO cards
- Concentration game
- What is favorite color game?
- Coloring sheets
- Painting
- Twister
- Color Bingo